


ENGLISH EDITION

STOREBRO  
GRAND  
SERIES 62



**STOREBRO**

TRUE SCANDINAVIAN



**T**he Grand Series 62 is the first in a whole new series of boats from Storebro. It will appeal to customers who prefer a larger model than our series of classic Royal Cruiser boats, but who still want a boat built to the values and traditions that have made Storebro a household name for boat enthusiasts the world over.

Storebro Grand Series 62 is designed by Argentine designer German Frers in co-operation with Swedish interior design firm, Tillberg Design. The result, an original design and many new functional solutions.

Storebro Grand Series 62 is equipped with twin water jets or traditional stern drive, a separate Pilot House and as an option, you can choose Storebro's brand new computer based system that handles all instrumentation and onboard-information, CAPS (Computer Assisted Piloting System).

The Grand Series 62 combines the best of Scandinavian boat-building tradition with the very latest in design and technology. We have developed our concept in on-board comfort even further, to give the owner more pleasure per foot.

The Grand Series 62 may be different and unique, but it is still unmistakably a Storebro. She is beautiful and stylish, but is designed for functionality. The boat's outer contours are slender and graceful, and there is a raised bulwark you usually see on ships.

The hull's modern design will provide a safe and comfortable voyage, even at high speeds and in rough seas. A strong and durable construction, but also light enough to enhance the boat's performance and responsiveness at sea instead of impeding it.

The interior is light and airy and the unconventional layout has allowed for many exciting solutions such as the separate Pilot House, movable furniture that you can arrange as you like, rounded interior fittings and new, tasteful colour schemes.

The large flying bridge is equipped to give the skipper and navigator the same high standards as in the Pilot House. And you will also find all the amenities you need to prepare and enjoy a good meal: refrigerator, wetbar and space to seat six people. The flying bridge also has a brand new gullwing mast with twin supports to form a stable base for the radar, antenna and other equipment. The boat is propelled by twin water jets, which is unusual in leisure boats this size. The system has many advantages: the boat has unbeatable manoeuvrability and a draft of only 0.85 m (approx.). Choose between traditional drive with propellers and shafts.

The basic idea behind the development of the Storebro Grand Series 62 was to create a boat that





“It does not follow fashion,  
it follows function.”

*German Frers, designer.*

meets today's discerning boat-owners' demands for functionality, seaworthiness and design. And that lives up to the quality people have come to expect from Storebro.

Functionality, comfort and safety are the key words behind the interior design of the Storebro Grand Series 62.

The project was undertaken by Storebro's own design team in co-operation with German Frers and Tillberg Design – a Swedish design firm known the world over for its beautiful luxury cruiser interiors. The result is an interior with a rather unusual layout for a boat this size.

By locating the galley on the upper deck next to the Saloon, we have been able to give the Storebro Grand Series 62 a completely separate cockpit – the Pilot House – while creating much more space below deck for cabins, stowage space and hygiene facilities.

The unrivalled comfort is further enhanced by optimal soundproofing. Leading sound experts have helped Storebro's design team to create a

unique solution that eliminates much of the on-board sound other boatowners have to live with. Other key comfort-enhancing features include detachable items of furniture in the Saloon that can be arranged as you wish and securely fasten if required.

The new interior comes in three different colour schemes – red, green and blue; shades that will perfectly match with all Storebro's wooden interiors, classic and modern.



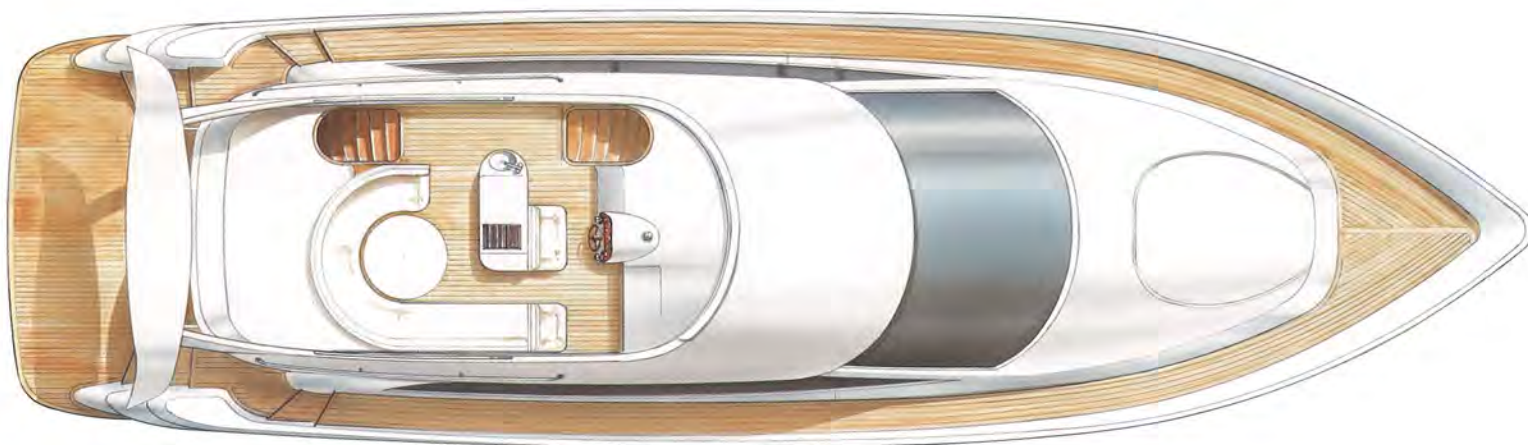


“It’s a boat for people who know what they are doing at sea and who have



knowledge and experience of what the sea demands of a yacht this size.”

*German Frers, designer.*



#### CAPS (Optional extra)

Storebro Grand Series 62 is developed to accommodate CAPS, Storebro's own world-unique digital navigation and radar system. CAPS replaces the traditional instruments and integrates all instruments into two computer screens in the Pilot House. The system's computer can also be used as a stationary computer for your own Internet, e-mail and other programs on-board. By simply connecting a keyboard to the system, it will function as a regular PC.

#### HULL, SUPERSTRUCTURE AND FLYBRIDGE

The hull and superstructure are manufactured in gel-coated and hand-laminated vinylester resin and fibreglass.

Lamination is carried out in a temperature- and humidity-controlled environment. The bottom section is built with a single laminate under the waterline with the sides in sandwich structure with a foam core.

Flybridge and gullwing mast are made in prepreg carbon fibre and epoxy laminate for extreme light weight and strength.

#### INTERIOR SECTION

All interior sections are bolted and glued in a special joint for vibration damping. Wall sections are in sandwich construction. The flooring is also glued to the bottom section on vibrating dampers to block noise transportation via the hull into the interior. This sets a new standard of interior comfort with lower sound levels than traditionally accepted.

#### ELECTRICAL SYSTEM

All electrical wiring on SGS 62 is fitted in pre-mounted channels and distributed via three sub-centrals and controlled from the central unit placed in the Pilot house. Trouble-shooting is facilitated and alarm levels are easily customized and activated via a programmable PC-based display system. The system is bipolar and fitted out with Airpax fuses and includes an ample bonding system.

#### PLYWOOD

Specially produced marine plywood without cavities and top mahogany layers of 1.5 mm selected veneer. The exquisite high-quality finish allows you to sand down and revarnish the surface if it gets scratched.

#### QUALITY, PRODUCT SECURITY SYSTEMS CERTIFICATION

The boat is built under the regulations in ISO 9001 quality system, Type classification and CE-certification for pleasure boats in class B – all under the rulings of Det Norske Veritas.

#### Technical specifications

Length over all:	18.9 m/62 feet
Beam:	5.4 m/17 feet 8 in
Draft (water jets):	Approx. 0.85 m/2 feet 10 in
Draft (propeller drive):	Approx. 1.45 m/4 feet 9 in
Fuel tank capacity:	3000 l/892 US Gal
Fresh water tank capacity:	800 l/211 US Gal
Engines:	2 x 800 hp diesel with water jets or V drive and propeller drive
Optional extra fuel tank (if no grey water tank):	800 l/211 US Gal
Optional grey water tank (if no extra fuel tank):	800 l/211 US Gal
Black water tank capacity:	250 l/66 US Gal
Displacement:	Approx. 24 tons (with tanks half full)
Standard engines:	2 x 800 hp diesel
Cruising speed:	29 knots
Maximum speed:	34 knots
Propulsion:	Propellers on shafts and V-drive or Waterjet system
Range at cruising speed:	300 Nm (plus 80 Nm with optional extra fuel tank)

*All measurements given above are approximate and speeds are estimated and not guaranteed.*





“It’s going to be elegant and lively.  
And last for many years without fading.”

**A Saloon / Aft deck**

The Saloon has movable items of furniture that can be arranged as required, and secured under way. An extra wide opening between the Saloon and aft deck (1.70 m) gives you a breathtaking view astern while also creating harmony between the Saloon and the aft deck. Below the aft deck you will find ample stowage space which can be built to accommodate a water scooter, for example, or converted into a crew cabin.

**B Galley**

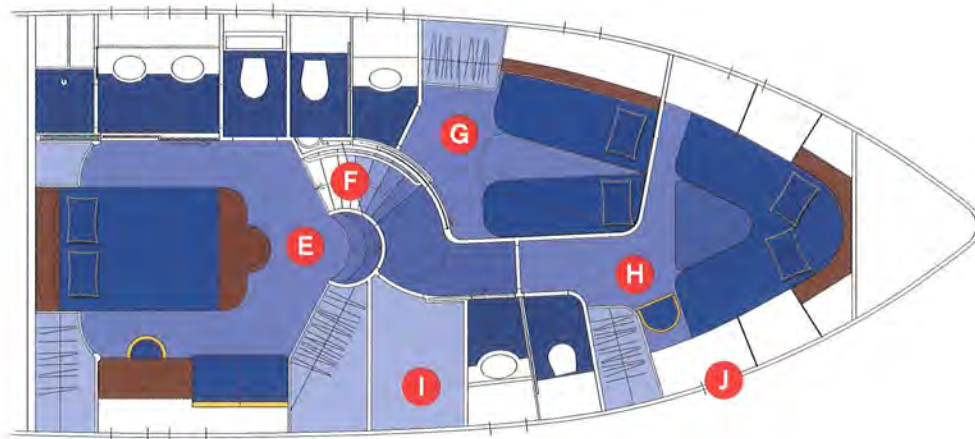
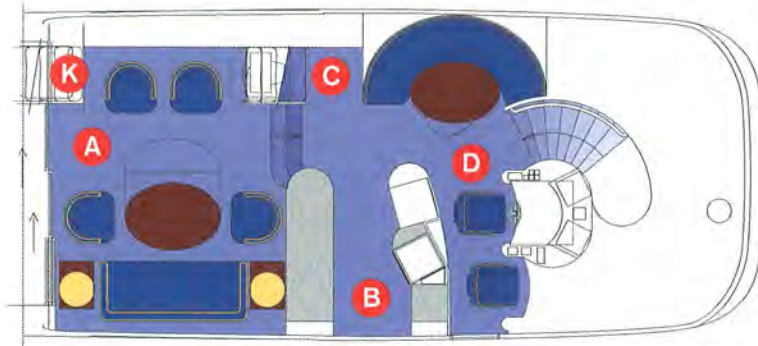
The Galley is located on the upper deck between the Pilot House and the Saloon. It includes all amenities for a carefree life on-board – refrigerator, freezer, stove and oven, dishwasher and plenty of work surfaces and cupboards.

**D Pilot House**

The Galley’s position created the space for a separate Pilot House. This gives the helmsman and navigator a separate, enclosed space where they can control the boat undisturbed by activities in the Saloon.

**C Stairs to the flying bridge**

There is an interior open staircase to the flying bridge.



**E Master cabin**

The roomy master cabin has full standing room and it’s own WC and shower, generous washing area, a comfortable bed with real coiled-spring mattress, and two spacious cupboards. It also includes a writing desk, make-up table, a couch and an abundance of stowage space.

**G Guest cabin 1**

Guest cabin 1 is located on the port side and has a WC and shower ensuite. There are two separate angled beds which easily can be pushed together to form a wide double bed.

**I Extra space**

On the starboard side there is a service room that can be fitted as required: an extra storage space with fridge, a washing facility or an office.

**F Stairs to lower deck**

There is a curved staircase från the Pilot House to the lower deck.

**H Guest cabin 2**

The second guest cabin is located in the bow of the vessel and is equipped with a V-shaped berth facility, as well as guest WC and shower.

**J Windows**

All the portlights can be opened and have built-in Venetian blinds. Wood window cornices are standard.

**K Stairs to the flying bridge**

There is a real, built-in staircase to the flying bridge

## Deck

Raised bulwark to give protected side decks  
Electrical anchor windlass in bow with 30-kg anchor type Bruce and 80 metres chain  
Mooring lines 4x12m and 2x25m  
Hatch in aft deck sofa to access storage room (or optional crew cabin)  
Gates in the railing next to the steps to the swim platform.  
2 capstan mooring winches in aft deck sides  
Ample and easily accessible stowage for mooring lines  
6 Bow, stern and spring line bollards  
6 Stainless steel furnished scupper holes in bow, amidships and stern for mooring lines  
2 Boat hooks  
Teak planking on aft deck and bathing platform, stairs to- and from bathing platform  
Stainless steel rail and stanchions  
Seawater pump 24V with hose and nozzle on fore deck for deck washing incl. automatic washer for anchor chain  
Side gates in railing

## Flying bridge

Access to flying bridge by stairs and hatch from Pilothouse  
Access to flying bridge by stairs and hatch from aft deck  
Flying bridge windshield air deflector  
Stainless steel handrails and stanchions  
Mast for TV-, radar-, GPS-, VHF-antennas, signal horn, navigation lights and search lights  
Fully autonomous control station with engine instruments, compass, speed indicator, VHF, rudder angle indicator, controls for engines, search light, autopilot, trimtabs, bowthruster, bow anchor, chart light and space for folded sea chart  
GPS/Plotter and Echosounder  
Cushioned helmsman- and passenger seats  
Cushioned sofa with hi-lo table  
Wetbar with sink and water tap  
Refrigerator  
Flying bridge settee cushion canvas covers and instrument canvas cover

## Aft deck area/Bathing platform

Comfortable stairs to flybridge  
Integrated sofa with cushions  
Prepared mounting positions for el.-hydraulic passarelle/lifting crane  
Shower with hot and cold water  
Swimming ladder

## Master cabin

Queen-size berth with high quality sprung mattresses, bed mattresses and bedspread  
Bed head with bookshelves, drawers and lockers  
Bed chest for storage of bedspread and side lockers  
Dressing table/office desk with separate chair, incl. space and el. outlet for PC  
2-seater sofa with built-in storage space with curtains.  
Large wardrobes  
Lockers and drawers  
Book shelf  
Portlights (opening) with curtains  
Stereo/CD player, 12V  
Space for TV/Video, incl. channel for antenna wiring

## Master head

Portlights (opening) in washing room and in toilet room with curtain  
Electric vacuum marine toilet  
Large twin washbasin  
Mirrors, medicine cabinet, lockers and shelves  
Shower with automatic drainage  
Electrical extraction fan

## Guest cabin 1

Beds with high quality sprung mattresses and bed mattresses – one movable to give either separate or double bed functions  
Bed spreads and movable night table  
Wardrobe, drawers  
Lockers and shelves  
Portlights (opening) with curtain  
Space for small TV/Video, incl. channel for antenna wiring

## Guest head 1

Portlight (opening) in washing room  
Glass door to combined toilet/shower compartment  
Electric vacuum marine toilet  
Large wash basin  
Mirrors, medicine cabinet and lockers  
Shower with automatic drainage

## Guest cabin 2 (V-shape bed arrangement)

Two beds in a V-shape with high quality sprung mattresses and bed mattresses  
Bed spreads  
Wardrobe  
Lockers and shelves  
Portlights (opening) with curtain  
Escape hatch to fore deck  
Space for small TV/Video, incl. channel for antenna wiring

## Guest head 2 (also used as day toilet)

Portlight (opening) in washing room  
Glass door to combined toilet/shower compartment  
Electric vacuum marine toilet  
Large wash basin  
Mirrors, medicine cabinet, locker and shelf  
Shower with automatic drainage

## Service room

Lockers and drawers  
Ironing board  
Storage for supplies  
First aid kit  
Space for washing machine/dryer and extra freezer

## Aft storage room (can as option be built as crew cabin)

Entrance via hatch in aft deck sofa  
In standard version, only fitted out with a ladder and simple illumination

## Saloon

Seating arrangement consisting of movable sofa, chairs and table with an extra leaf  
Coffee table with table lamps  
Entertainment centre with TV, Video, Stereo radio, CD/cassette player and speakers, 230V  
Full height cabinet incl. a retractable refrigerator box for bottles  
Lower cabinet section for glasses/bottle racks and other storage  
Book shelf  
Wide 3-section curved glass door to aft deck  
Decorative curtains  
Venetian blinds

## Galley

Refrigerator/freezer  
Electric ceramic stove, combi microwave oven and grill  
Extractor fan  
Dishwasher  
Double sink with fresh water mixer  
Lockers, shelves and drawers  
Glass, china and cutlery  
Icemaker

## Pilot house

Separate pilot and navigator chairs with adjustable height and length  
Small passenger seating accommodation with foldable table  
Door for direct access to starboard side deck  
Electrically controlled window to port side deck  
Full size chart table, chart light and chart locker  
Instrument console for radar- and plotter screens, engine controls and instruments including separate chart table for helmsman  
Main hydraulic steering system operated with wheel and a remote control/joystick for autopilot  
Distribution panel for 230 V, 24 V and 12 V  
Defroster  
Shaded window screens  
12V outlet

## - Instrument panel (in pilot house)

Radar with high resolution colour screen  
GPS/Plotter with high resolution colour screen and integrated Echosounder  
Tachometers, Gauges for engine temperature, oil pressure, exhaust temperature and gear box oil pressure with alarm  
Engine hour meter, voltmeter and log  
Warning light for alternator malfunction  
Visual and acoustic warning system for high bilge water (automatic system with alarm.)  
Controls for washer/wiper, horns, defroster, search lights, windlass and bow thruster  
Controls for navigation lights, anchor light and NUC-light  
Control for trimtabs  
Engine controls  
Fuel and freshwater gauges  
Hailer/mist signal system  
Compass  
Autopilot with second station on flybridge  
VHF with second station on flybridge with a separate back-up battery

## Engine room

### - Engine installation

Main engines 2 x diesel, Scania DI 14, 800 hp each  
Inspection light  
Racor fuel filters, two in parallel per engine  
Alarm for water in fuel filters  
Water strainers  
Aluminium flooring  
Efficient sound insulation  
Engine room ventilation and air blowers  
Fire fighting system  
Air inlets with water drainage  
Space for oil containers 2 x 10 litres

### - Tanks

Fuel tanks in stainless steel, designed with sumps for dirt collecting and draining, inspection glass and manholes for easy cleaning  
Optional grey water tank (alternatively extra diesel tank) in stainless steel  
Black water tank in stainless steel  
Black (and optional grey) water tanks are fitted with one electrical 24 V and one hand discharge pump in parallel

### - Apparatus installation

Ample space and easy access for essential equipment in engine room for most of the systems installed as standard and as option – such as valves for fuel system, fresh water pump, bilge pumps, generator(s), inverter, battery charger, vacuum generator for toilet system, water maker and tool kit  
One bilge pump for all showers. Hoses from showers connected to central tank with level switch

## Electrical system 24V, DC

Starter batteries 60 Ah  
Service batteries 510 Ah  
One battery charger (aut.) 100 Amps  
Emergency lighting with a separate back-up battery

## Electrical system 230 V, 50 Hz (optionally 110V, 60Hz) AC

One generator 11 kW including a 60Ah starter battery  
One 24/230 V inverter, 3 kW  
Distribution panel with voltmeter, ammeter, circuit breaker and battery monitoring  
Two shore power connections, respectively one in bow and one in stern

## Bilge draining system

Automatic bilge pumps with audio and visual alarm  
Extra manual pump according to CE-rules

## Miscellaneous

Hydraulic steering with two steering positions  
El. trimtabs  
Remote controlled cut off fuel tank-valves and engine room air intakes  
Bowthruster  
Water Heater  
Fresh water tank in stainless steel





**STOREBRO**  
TRUE SCANDINAVIAN

*Storebro Bruks AB, SE-590 83 Storebro, Sweden  
Tel. +46(0)492 19500, Fax +46(0)492 30300*

*Storebro Bruks AB, Box 5490, SE-114 84 Stockholm, Sweden  
Tel. +46(0)8 459 67 00, Fax +46(0)8 459 67 10*

*E-mail: [info@storebro.se](mailto:info@storebro.se)  
Internet: [www.storebro.se](http://www.storebro.se)*