

NEW • NEU • NOUVEAUTÉ • NOVITÀ • NYHET

STOREBRO ROYAL CRUISER



345


STOREBRO
Royal Cruiser


STOREBRO ROYAL CRUISER 34

The brand new STOREBRO ROYAL CRUISER 345 is the result of development work based on Storebro's long experience in designing seaworthy, luxurious craft of the highest standards. The concept also incorporates valuable input from the worldwide network of Storebro owners and boating enthusiasts. Accordingly, the Storebro Royal Cruiser 345 can justifiably be called "the perfect family boat". A boat in which the hull, level of equipment and fittings guarantee the safety and reliability of this craft. A boat which ensures smooth, trouble-free ownership in combination with lasting value. In short, a genuine Storebro Royal Cruiser.

The boat has large, comfortable sleeping accommodations. The fore contains a roomy owner's cabin with two large beds and a shower and toilet. Aft, the generous size guest cabin has two beds athwartships and its own toilet. The guest cabin also has a transom window, giving lots of light and adding to the spacious feeling. The beds in all cabins are fitted with ergonomically designed, spring interior mattresses. Larger families can equip the owner's cabin with a fill-in mattress between the beds to provide an extra large, all-in-one bed.

The galley is a real working galley with plenty of equipment – cooker and oven, cooker extractor fan, large fridge, double sink, lots of cupboard space, cutting board and a specially designed set of china and glasses. There is even room for a waste bag.

The deck saloon has the typical cosy Storebro feeling, with beautiful mahogany, classic blue plush, and matching carpets and curtains. Alternative furnishing schemes featuring lighter interiors and exciting, personal soft furnishings are also available.





The flying bridge is accessed safely and comfortably via a proper companionway.

The angled, glass wall at the aft of the saloon offers a panoramic view and includes a smooth running, sliding glass door.

The boat comes with a wealth of standard equipment. There is also a real value-for-money comfort package to enable the owner who requires even greater standards of comfort to upgrade his boat even further. In addition, the boat is available with either one or two engine versions. The single power plant version is, of course especially suitable for canal sailing. Owners also have the option of specifying their boat with, or without, flying bridge.

With its genuine Storebro feeling, wide range of luxurious and useful features, genuine hand crafted woodwork and superb seaworthiness, the Storebro Royal Cruiser 345 stands alone in any comparison with craft of similar size. It is a mouth-watering entry model to the highly reputed Storebro Royal Cruiser range – the perfect family boat for the discerning enthusiast.

5 - a mouth-watering entry model!



Storebro Royal Cruiser 345

SRC 345 - Specifications

HULL, DECK, SUPERSTRUCTURE

Handlaid glass fibre hull in accordance with *Det Norske Veritas*' standards. Hull in single skin laminate with stringer reinforcements. Isophthalic gelcoat.

INTERIOR

Selected woods, satin matt finish.

STANDARD EQUIPMENT

Anchor (15 kg)
Anchor well on foredeck
Anchor light
Anchor line (40 m + 2 m chain)
Ashtrays in saloon (2)
Battery voltage meter
Battery low voltage warning
Bed covers
Bilge pumps, electric, separate, fore/mid/aft with bilge warning system
Bilge pump, manual
Boat hook
Ceiling panel for extra instruments
Chart light with flexible arm
Cigarette lighter
Compass
Cover under aft railing
Curtains
Cushions for benches on aft deck
Demister for front windows
Distress signal kit
Echosounder
Fenders (6)
Fire extinguishers (2)
First aid kit
Flagpole
Fresh water gauge
Galley extractor fan with cabinet
Grounding plate
Gullwing mast for radar
Handrails
Holdingtank (250 litres)
Horn, compressor
Hot and cold pressurized water
Integral bathing platform
Lifelines incl. basket and line (2)
Log
Mattresses with galvanized spiral springs complete with bed mattresses
Mooring bollards, three pairs
Mooring lines (4)
Navigation lights to international standards
Pulpit and stanchions, stainless steel
Radio with CD-player and 2 speakers
Refrigerator, electric
Rudder indicator
Safety glass throughout
Shore power complete with automatic battery charger, electric waterheater, 25 m cable and electrical outlets
Shower at bathing platform
Stove with oven, propane
Sunshield outside windscreen

Tool kit

Trim tabs
Windscreen, curved, for extra strength
Windscreen wipers (2) with interval relays and washer

OWNER'S CABIN (FORE)

Two separate berths
Wardrobes
Lockers and shelves
Panel lighting
Opening skylight to foredeck
General lighting
Direct access to head and shower cabin
Mirror

GUEST CABIN (AFT)

Two separate berths
Wardrobe
Panel lighting
Opening window
General lighting
Mirror

DECK SALOON/HELMSMAN'S POSITION

Complete engine instrumentation
Engine controls
Electrical distribution box
Compass
Speed-log
Hydraulic steering
Trim tab controls
Windshield wipers with interval relays
Windshield washer
Radio with CD-player and 2 speakers
Bar with space for glasses and miscellaneous
Echosounder
Demister for front windows
Rudder indicator
Helmsman's seat
U-shaped sofa with high-low table
Sliding windows
Cabinet for TV/Stereo equipment
Panel lighting
Teak floor
Sliding door to aft deck

Convertible two-seater navigator's sofa/saloon sofa

AFT DECK

Railing with opening aft for easy access to bathing platform
Storage locker
Bench seats with cushions

L.o.a.	10.50 meters
Beam	3.75 meters
Draft	1.0 meters (3'4")
Displacement (Depending on engine choice)	6.500/7.600 kg (14.350 - 16.760 lbs)
Fuel capacity	2 x 500 litres (2 x 110 UK gall/2 x 132 US gall)
Fresh water capacity	400 litres (88 UK gall/106 US gall)
Batteries	3 x 170 Ah
Electrical system	12 V
Engines	Volvo Penta diesel

FORWARD WASHROOM WITH SEPARATE HEAD AND SHOWER CABIN

Entrances direct from owner's cabin as well as from galley area
Washbasin with hot and cold pressurized water, opening window, mirror, lockers, shelves, teak gratings on floors, lighting, electrically flushed toilet, shower, drain pump

AFT HEAD

Washbasin with hot and cold pressurized water, opening window, mirror, lockers, shelves, teak gratings on floors, lighting, electrically flushed toilet, handheld shower, drain pump

GALLEY

Double sink in stainless steel
Hot and cold pressurized water
Cutting board
Racks for glassware and china
Electric refrigerator, space for freezer
Lockers and drawers
Lighting
Opening window
Teak floor
Stove with oven, propane
Galley extractor fan

FLYING BRIDGE

Comfortable stairs from aft deck to flying bridge
Passenger sofa
Separate seats for helmsman and navigator
Engine instruments and engine controls
Compass
Log repeater
Trim tab controls
Fold-down radar mast
Storage space
Cushion pads
Cover for sofa, cover for instrument console and chairs
Repeater for echosounder
Speakers for radio in decksaloon
Rudder indicator

MISCELLANEOUS

The construction of the complete boat is approved by *Det Norske Veritas*.

Design: W.H. Wilke. Yacht Design International.

Builders: AB Storebro Royal Cruiser, Sweden.

Powered by
VOLVO PENTA




STOREBRO
Royal Cruiser

