
STOREBRO ROYAL CRUISER




420
BISCAY


STOREBRO
Royal Cruiser

We have been building boats for almost half a century. Boats with elegance, comfort and seaworthiness far above the ordinary.

Every single STOREBRO ROYAL CRUISER is a unique piece of craftsmanship, created as part of a boat-building tradition reaching back to the classical lines of the wooden boats of yesteryear.

Our genuine, old-fashioned craftsmanship goes hand in hand with the best that modern technology can offer — advanced computerized systems for hull design, woodworking and interior design.



The know-how and experience of generations of craftsmen are built into every one of our boats. The results are impressive, as you will see from the high quality woodwork, the superb attention to detail and the unbelievable finish.

Every component, every system and every piece of material is carefully selected to work in perfect coordination. Building boats in this way takes time and patience, a feeling for materials and methods and respect for one's work. But it is the only way we know.



This brochure can only give you a small indication of the results of our efforts. The full impact of the Storebro feeling can only be experienced in reality, on board a STOREBRO ROYAL CRUISER.

There are Storebro dealers in all parts of the world. Visit one and step onboard! You won't be disappointed.



Welcome



on board




Exclusive, tastefully designed woodwork is very much a hallmark of Storebro. The helmsman's position is typical, with handsome wood surrounds for the see-at-a-glance instruments and easy-to-hand controls. Everything built with a desire for perfection and elegance.



The Storebro Royal Cruiser 420 Biscay is a modern boat with outstanding design features, such as a deep V-shaped hull, smooth racy lines, an elegant gull-wing mast on the flying bridge and a reverse stern. It is seaworthy and built to stand tough conditions.











The large, airy saloon, with its wide panorama window, is perfect for pleasant meals and after dinner conversation. Plenty of room and beautiful, comfortable furniture in well designed harmony. Connected with the aft deck via a glass door. The saloon is the very centre of the Storebro Royal Cruiser 420 Biscay.



The two-bed guest cabin is located midships, just opposite the galley. This area can also be specified as a dinette.

The owner's cabin features a large, full-size bed with a comfortable, genuine spiral spring mattress. The cabin provides plenty of storage place, including a full height wardrobe. It also has a separate shower stall and a connecting door to the toilet room.



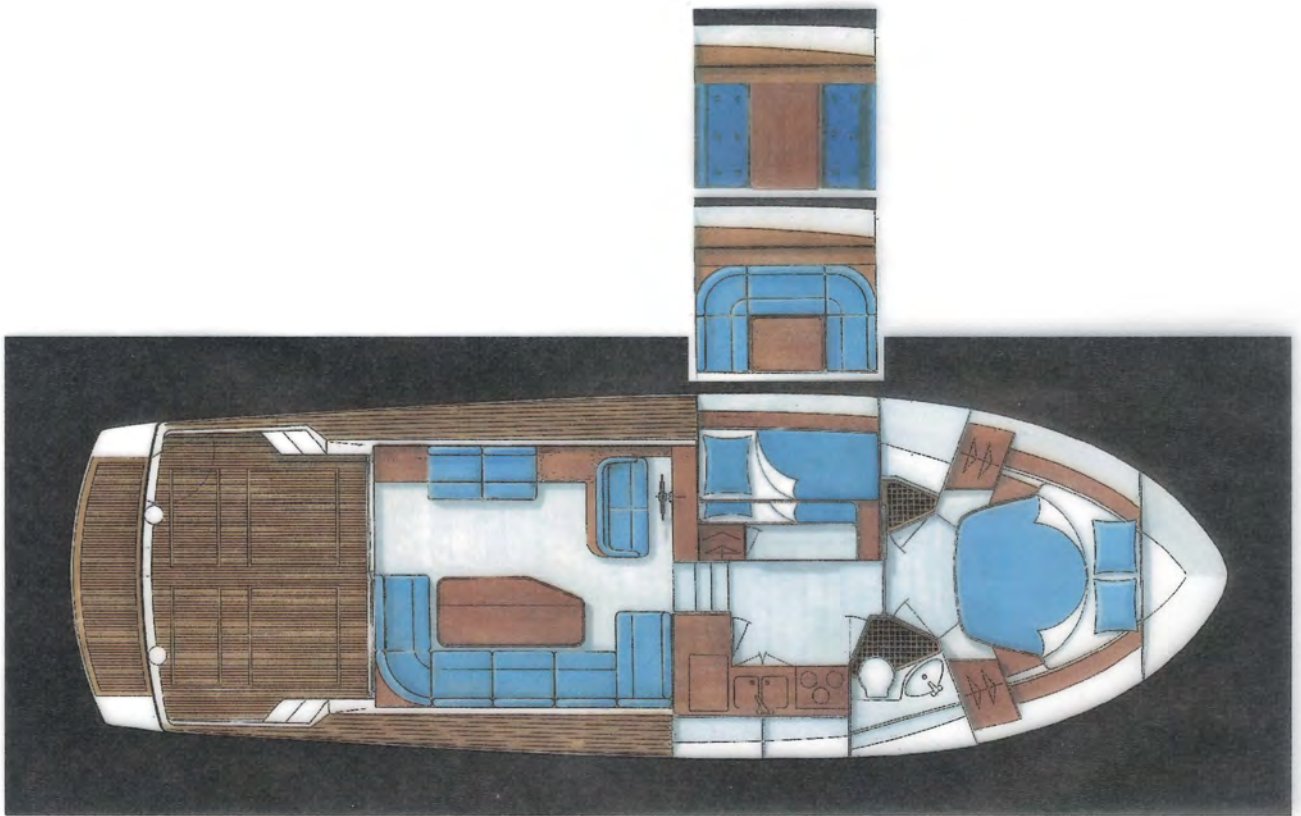
The galley has a number of ingenious features to make life on board easier and more convenient. It has a double sink, a fridge, plenty of storage space and double cutting boards – one of which has a crumb collector. The galley is also prepared for a freezer and a stove with oven.



The Storebro Royal Cruiser 420 Biscay features a very well equipped and generously proportioned flying bridge, with everything you need to travel in safety and comfort. The flying bridge also doubles as superb sun deck, with roomy sofas that can be turned into comfortable sun beds in one simple operation.

The large aft deck is conveniently accessed from the saloon area via a glass door. The aft deck and stern are also equipped with a bathing platform and a fresh water shower.





SRC 420 Biscay

SPECIFICATIONS

Standard Equipment

HULL, DECK AND SUPERSTRUCTURE:

Handlaid GRP with horizontal deck surfaces and topsides of hull in sandwich construction. Hull under waterline in single skin laminate.

INTERIOR

Selected mahogany with satin finish varnish.

DECK

Deck fittings
Three pairs of stainless steel mooring bollards
Electric anchor windlass
Navigation lights to international standards
Anchor light
Mast, flagpole and two boat hooks
Stainless steel railing
Integrated teak decked swimming platform, stainless steel ladder
Railing gates and ladders to port and starboard
Handrails
Six Fenders,
four Mooring lines
Horn, compressor type
Cover under railing around aft deck

OWNER'S CABIN (FORECABIN)

Queen size bed
Wall-to-wall carpet
Wardrobe, lockers and shelves
Panel lighting
Opening skylight to foredeck
General lighting
Direct access to head
Separate shower cabinet with teak floor grating and opening skylight

TOILET ROOM

WC
Wash basin with hot and cold pressurized water
Lockers and shelves
Mirror, skylight hatch



GUEST CABIN

Upper and lower berths
Wardrobe
Panel lighting
Opening window and opening skylight
General lighting
Mirror

GALLEY

Galley with space for stove or stove with oven
Extractor fan
Double stainless steel sinks
Pressurized hot and cold water
Chopping boards
Glass and china racks
Glass, china and cutlery for 6 persons
90 l electric refrigerator
Opening window

DECK SALOON AND COCKPIT

Helmsman's position with comprehensive instrumentation

L.o.a	approx. 12.88 m - 42' 3"
Beam	approx. 4.20 m - 13' 9"
Draft	approx. 1.20 m - 3' 11"
Displacement	approx. 12 tons (without fuel and water)
Fuel capacity	approx. 2 x 800 l, 2 x 175 imp. gall. 2 x 211 US gall.
Fresh water capacity	approx. 600 l, 132 imp. gall. 158 US gall.
Electrics	24 V
Batteries	2 x 170 Ah
Engines	Twin Volvo Penta diesels

Navigator's seat integrated in U-sofa
Chart box
Echo sounder
Compass, Sumlog
Hydraulic steering
Autopilot
Chart light
Hour meters
Battery voltage meter
Fuel gauges, Fresh water gauge
Engine controls
Ceiling panel for optional equipment
Cigarette lighter
Battery warning
U-shaped sofa and hi-lo table
Bar with glasses for 6 persons
Two foldable chairs
Helmsman's sofa, two-seater, with cabinet for refrigerator and bottles
Cabinet for A/V equipment
Stainless steel framed sliding glass door to aft deck

ENGINE ROOM

Twin engines, flexibly mounted
Two fuel filters
Two sea water filters

Electric bilge pumps
Fresh water pump
Alternators
Fuel tanks

AFT DECK

Stairs to side decks
Four deck hatches to under-floor storage space
Transom door
Ladder to Flying bridge
Storage lockers on both sides



FLYING BRIDGE

L-sofa with storage
Separate seats for Helmsman and Navigator
Engine controls, engine instruments
Compass
Repeater for log
Controls for anchor windlass
Trimtab controls

Repeater for echo sounder
Cushions
Remote control for autopilot
Hatch to aft deck

MISCELLANEOUS

Cushions, curtains and fitted carpets in sleeping quarters and deck saloon

Wooden floors in galley and deck saloon
Demister in cockpit
12 V electric outlets in saloon, owner's cabin, guest cabin and engine room
Curved front windows for increased strength
Electrohydraulic trimtabs
Groundplate (Dynaplate)
Manual bilge pump
Holding tank
Two heavy duty windshield wipers
Tool box containing tools, first aid kit, distress flares and engine spares



The construction of the complete boat is approved by Det Norske Veritas.

Builders:

AB Storebro Royal Cruiser, Sweden.

Powered by

VOLVO PENTA

Certain extra equipment may appear in the pictures. The manufacturer reserves the right to make alterations without prior notice.





AB STOREBRO ROYAL CRUISER · S-590 83 STOREBRO · SWEDEN · PHONE +46 492 30160 · FAX +46 492 30300