
STOREBRO ROYAL CRUISER




500



STOREBRO
Royal Cruiser

The Storebro Royal Cruiser 500 is a unique experience, a harmonious blend of modern technology and genuine, traditional craftsmanship. Every minute detail, every system and every piece of material has been carefully selected to fulfil the most rigorous standards of seaworthiness, reliability and comfort. Together they interact to provide the undefinable, but so easily recognizable, Storebro feeling.

The Storebro Royal Cruiser 500 gives you more quality per foot. This boat is a symphony of light and space, packed with practical and elegant features designed to make life on board easier, safer and more comfortable.

The beautiful hull lines, the exclusive woodwork, the elegant gull wing and the superb finish of even the smallest details are typical features of a true Storebro Royal Cruiser.

The only way to appreciate how all this combines to bring out the famous Storebro feeling, is to experience it for yourself. So visit your Storebro dealer and climb aboard a Storebro Royal Cruiser 






Welcome on board



The Storebro Royal Cruiser 500 is a large boat. But its advanced hull design makes it very easy to manoeuvre. Both helmsman's position – cabin and flying bridge – have been designed and equipped to afford the maximum overall view, control and comfort.










The roomy and cleverly laid out owner's cabin, in the stern, is fitted with a large and comfortable queen-size bed with a genuine spiral spring mattress. The cabin also includes its own shower and toilet facilities.



The large guest cabin, located forward, and the two-berth cabin amidships, provide ample and comfortable guest accommodation.

Both cabins with access to shower and toilet.






Exclusive woodwork is the true hallmark of a Storebro vessel. See how the handsome woods of the roomy saloon create a tasteful, elegant ambience. The wooden surface of the galley and dining area have been specially selected to create a cosy, pleasant atmosphere.

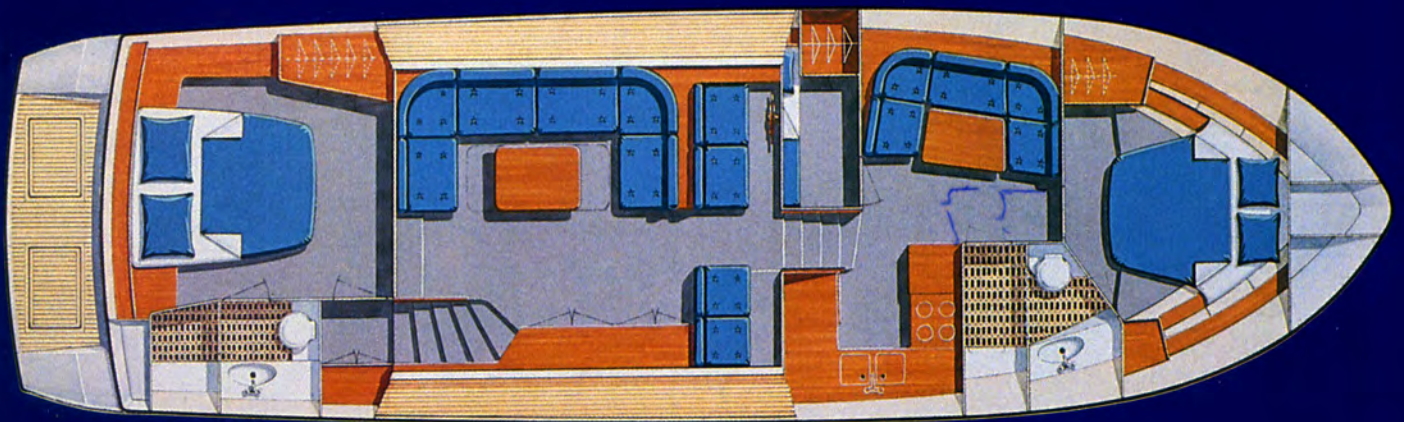
The saloon and aft deck are divided by a glass wall with a sliding door. Just open the door whenever you require more space for entertaining or want to enjoy an even more breathtaking view sternwards.







The Storebro Royal Cruiser 500 gives new meaning to adventure and freedom and adds a new dimension to life on board. It has been designed and built to make life afloat an experience far beyond the ordinary.



**HULL, DECK,
SUPERSTRUCTURE AND
FLYING BRIDGE**

Handlaid glass fibre reinforced plastic.

INTERIOR

Selected mahogany with satin finish varnish.

DECK

Bowsprit
2 Liferings with lines and holders
2 Liferings lights
Lights in radar mast
Stemladder
Sunshield outside windscreens
Teakdeck
Railing gates and ladders to port and starboard
Deck fittings
3 pairs of mooring bollards
Anchor windlass with chain and anchor and controls on foredeck and on flyingbridge.
Safety glass throughout
Navigation lights to int. standards
Anchor light, Radar mast, TV antenna, Flag pole, Boat hook
Stainless steel railings with mahogany top on aft section
Integrated swimming platform with swimladder and ladder to deck
Shower on transom (hot and cold)
Remote control search light
Sea water installation with outlet in forward deck storage.
6 fenders
4 mooring lines
Horn, compressor type
Skylights



GUEST CABIN (FORE)

Queen size berth
Locker, Wardrobe
Separate entry to forward bathroom

DINETTE AND GALLEY

U-shaped sofa with table that can be lowered to form a double berth
Electric stove, Microwave oven with grill and conventional oven
Refrigerator, Freezer, Dishwasher
Washer/tumbledryer
Galley extractor fan
Teak floor
Double stainless steel sink
Hot and cold pressurized water
Glass and china rack
Glass, china and cutlery for 6 persons
Lockers and Drawers
Chopping board



TOILET ROOM (FORE)

Wash basin
Hot and cold pressurized water
110 V shaving point
WC with electric flushing
Mirror, Lockers and shelves
Separate shower stall

GUEST CABIN (MIDSHIPS)

Double berth and wardrobe

Navigator's double seat (removable)
Controls for searchlight
Cigarette lighter

OWNER'S CABIN (AFT)

Queen size berth
Wardrobes, Lockers and Shelves
Radio/cassette player and two speakers
Dressing table with mirror
Fresh water tanks

TOILET ROOM (AFT)

Wash basin
Hot and cold pressurized water
110 V shaving point
WC with electric flushing
Mirror, Lockers and Shelves
Separate shower stall

ENGINE ROOM

Twin engines, flexibly mounted
Fuel filters, Sea water filters
Alternators
Fuel tanks

Repeater for GPS Navigator with plotter
VHF, second station
Rudder indicator
Engine controls
Engine instruments
Log, Compass
Controls for trim tabs
Controls for searchlight
Controls for anchor system
Remote control for autopilot
Repeater for echo sounder
Radar mast
Teak deck
Speakers for stereo
Storage
Glass holders



MISCELLANEOUS

Cushions, curtains and fitted carpets
Heating unit
Interior lights
Docking lights
220 V outlets throughout
Batteries
Bowthruster
Trim tabs
Holding tank (237 litres)
Automatic bilge pumps
Bilge water alarm
Shore power cables
Heavy duty windshield wipers
12 V outlets throughout
Windshield washer
Defroster for front windows
Battery monitor
Battery charge indicator
Fire extinguishers
Step lighting on interior stairs
Spring mattresses with galvanized springs
Bed mattresses, Bed covers
Hot water heater

The construction of the complete boat is approved by *Det Norske Veritas*.

Design: W.H. Wilke. Yacht Design International.

Builders: AB Storebro Royal Cruiser, Sweden.

Main characteristics

L.o.a.	15.10 m (49'7")
Beam	4.55 m (14'11")
Draft	1.20 m (3'11")
Displacement	16/18 tons (without fuel and water)
Fuel capacity	2 × 1.500 l (2 × 330 UK gall./2 × 396 US gall.)
Fresh water capac.	800 l (176 UK gall. / 211 US gall.)
Batteries	Engines: 170 Ah — Consumption: 220 Ah
Electrical system	24 V
Engines	2 × Volvo Penta or MAN diesels

DECK SALOON AND HELMSMAN'S POSITION

Complete engine instrumentation
Ceiling panel for extra instruments
GPS Navigator with plotter
Radar, 36 nm, 10" screen
VHF
Interfacing of autopilot, radar, GPS and VHF
Rudder indicator
Echo sounder
Compass, Sumlog
Autopilot
Chart light, Hour meters
Fuel gauges
Interval wiper
Radio/cassette player, two speakers in saloon, two on flying bridge
Sea water temperature meter
Bar with assorted glasses
Sink, Ice-maker
Hot and cold pressurized water
U-shaped sofa with hi/lo table
Helmsman's double seat

Fans
Lubricating oil tank
Generator 6 kW with automatic battery charger,
Shore power cable

STORAGE UNDER DECKS

Spacious storage room with entrance under stairs in galley

DECK STORAGE

Storage on side decks port and starboard.
Storage for anchor lines etc. on fore and aft decks

FLYING BRIDGE

L-shaped sofa, Helmsman's and Navigator's seats
Cover for instruments and Helmsman's sofa
Cover for L-shaped sofa (allowing space for sun cushions)
Sunbed with cushions



345



380



420



STOREBRO

Royal Cruiser



500



730

AB STOREBRO ROYAL CRUISER · S-590 83 STOREBRO · SWEDEN · PHONE +46 492 19500 · FAX +46 492 30300