

STOREBRO ROYAL CRUISER



34 Sport


STOREBRO
Royal Cruiser

SRC 34 Sport




SRC 34 Sport



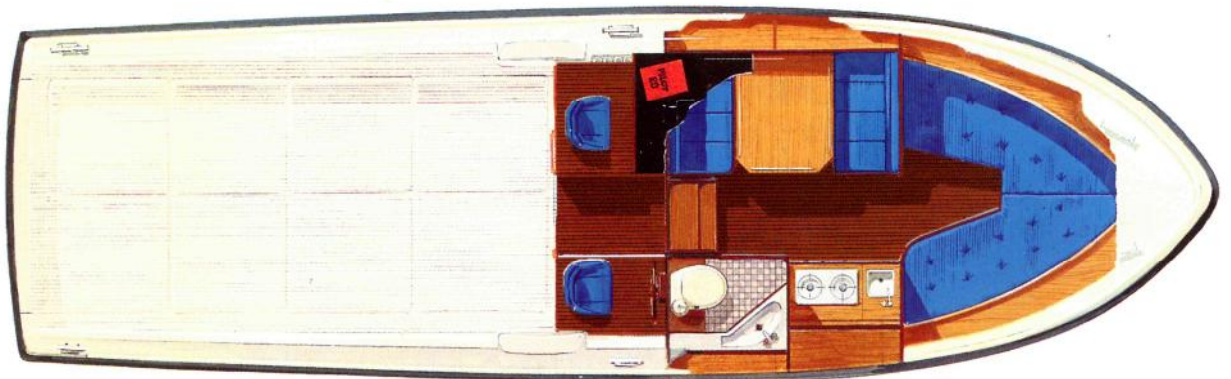
SRC 34 Sport developed by Storebro in co-operation with the Royal Swedish Navy. It has a large deck with a free working surface of 4,45x2,25 meters. A large section of the transom fold down to simplify taking on board heavy items and is also useful as a working platform.

- The Storebro 34 is equally well suited as
Police boat – Pilot boat – Harbour service launch – Fire fighting launch – Transport launch – Ambulance and rescue launch – Coast guard launch – Service launch for maintenance of channel marks and bouys – Cable laying launch.



- As sportsfishing boat
- As sportsdiving and diving security boat
- As multi purpose workboat





Specification

HULL

Hand laid glass reinforced plastic.

SUPERSTRUCTURE

Hand laid glass reinforced plastic in single and sandwich laminates.

| | | |
|-----------------------|----------|------------------|
| Lenght..... | 10.35 m | 34' |
| Beam | 3.30 m | 10'10" |
| Draft | 1.0 m | 3'3" |
| Height above water.. | | |
| line (excluding mast) | 2.9 m | 9'6" |
| Height in cradle | 3.65 m | 12' |
| Number of berths.... | 4 | |
| Freeboard: | | |
| forward | 1.45 m | 4'9" |
| aft | 1.15 m | 3'9" |
| Height of working | | |
| deck over water line. | 0.6 m | 2' |
| Weight..... | 5 tons | |
| Fuel capacity | 2x500 l. | 2x110 imp. gall. |
| Fresh water capacity | 200 l. | 44 imp. gall. |
| Electrics | 12 Volts | |
| Batteries..... | 3x170 Ah | |

ENGINES

Twin installation of Volvo Penta diesel engines.

Standard Equipment

DECK FITTING

3 pairs of stainless bollards/Stem fitting with stemhead roller/Anchor with anchorline/6 Fenders/Compressor horn/Safety glass in all windows/Three windscreen wipers/Navigation lights to international standards/Boat hook, flag pole and mast/Heavy duty rubbing strakes/4 Skylights/Stainless steel railings/Ventilators.

FORWARD CABIN

Twin V-shaped berth with stowage space beneath/Hatch to deck.

MAIN CABIN

To port, dinette with hi-lo table/The dinette converts to a double berth/Galley with space for two-burner cooker or cooker with oven/Stainless steel sink/Pressure water system with hot and cold pressurized water/Cutting boards/Stowage for glasses and crockery/60 litre electric refrigerator/Good stowage beneath seats/Tools, first aid box, distress flares and engine spares.

TOILET COMPARTMENT

Wash basin with hot and cold pressurized water/Sea toilet/Mirror.

WHEEL HOUSE

Chart table/Sprung seats for helmsman and navigator/Storage/Chart storage/Compass/Sumlog/Complete engine instrumentation/Fuel gauges/Engine controls/Hydraulic steering/Manual bilge pump/2 kg Fire extinguishers/Two opening skylights.

WORKING DECK

Self bailing/Floorboards in GRP/Storage.

ENGINE ROOM

Flexible engine mountings/Drip trays integrated in the hull under the engines/Fuel filters/Sea water filters/Electric bilge pumps/Fresh water pump/Alternators.

MISCELLANEOUS

Cushions/Ample electric lighting throughout the boat/Outlet sockets in salon, working deck, toilet and wheel house/Batteries/Emergency tiller/Foldable transom gate which converts to a working platform/Manual bilge pump/Stainless steel fuel tanks/Electro hydraulic trimtabs.

Some additional accessories are shown in the illustrations.

The manufacturer reserves the right to make alterations without notice.

Design and builders:

AB Storebro Royal Cruiser, Sweden.



STOREBRO
Royal Cruiser

AB Storebro Royal Cruiser
S-590 83 Storebro, Sweden
Phone +46 492 301 60
Fax +46 492 303 00