




MD 4

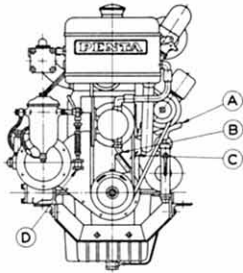
VOLVO PENTA MARINE DIESEL ENGINE • 39 H. P.

The Volvo Penta type MD 4 is a four-stroke, fresh-water cooled Diesel engine, based on a Daimler-Benz engine, fitted with the Volvo Penta reduction-reverse gear ratio 1.91:1. An injection pump and glow plugs ensure easy starting even in cold weather. A 12-volt electrical system is standard and includes a 1.8 h.p. starter motor and a 130 W dynamo. The instrument panel is supplied together with a mechanical revolution counter, temperature gauge, charging control, instrument lighting and key switch. The rugged construction of the MD 4 as well as its high power-weight ratio make it very suitable for boats used both in work and leisure.

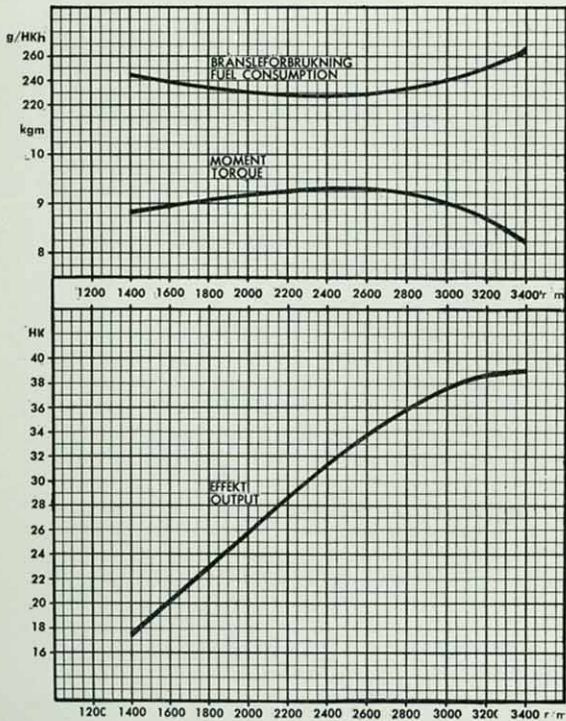
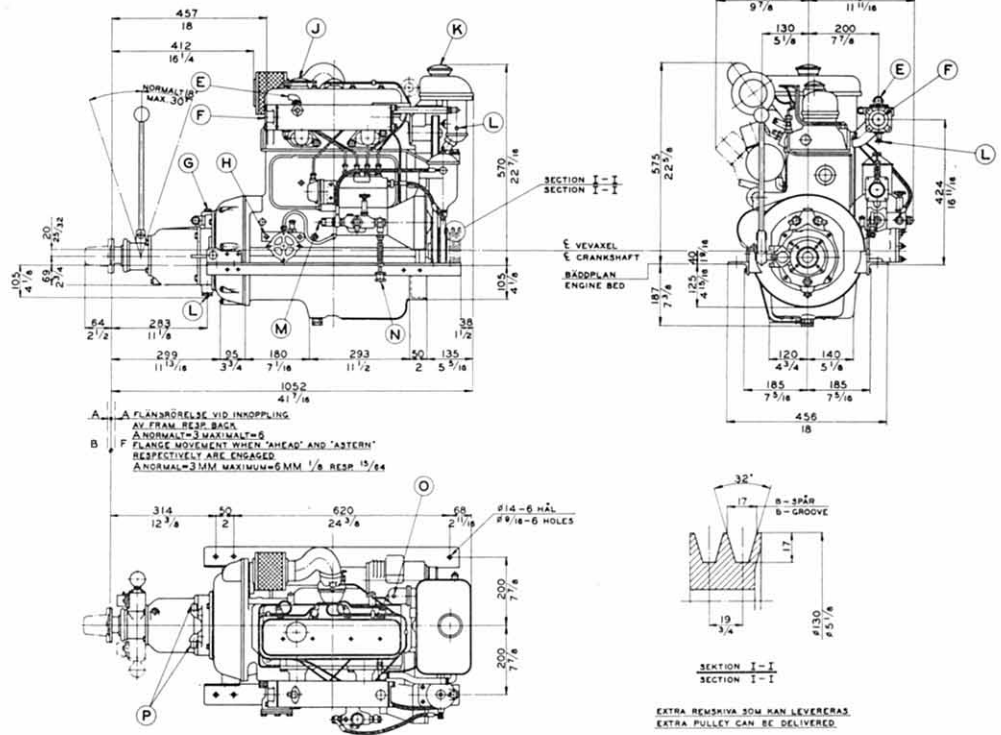


VOLVO PENTA MARINE DIESEL ENGINE, TYPE MD 4

Dimension drawings



- A. Oil scavenging pump
- B. Sea water inlet, nipple for 3/4" hose
- C. Fresh water drain
- D. Fuel return for 3/8" o. d. pipe
- E. Sea water outlet, nipple for 3/4" hose
- F. Exhaust outlet 1 1/2" pipe
- G. Oil filler, reverse gear
- H. Oil pressure gauge connection
- J. Oil filler, engine
- K. Fresh water filler
- L. Sea water drain
- M. Revolution counter connection
- N. Fuel inlet for 3/8" o. d. pipe
- O. Remote mounted cooling water thermometer connection
- P. Cooling water connections, reduction gear, nipples for 1/4" hose



Data

| | |
|---|--------------------------|
| Output | 19 h.p. at 1500 r.p.m. |
| | 25 h.p. at 2000 r.p.m. |
| | 32 h.p. at 2500 r.p.m. |
| | 39 h.p. at 3400 r.p.m. |
| Capacity | 1.77 litres (108 cu.in.) |
| Number of cylinders | 4 |
| Bore | 75 mm (2.951") |
| Stroke | 100 mm (3.94") |
| Valves | Overhead |
| Weight, including reverse gear, approx. | 240 kg (529 lb.) |

AB VOLVO PENTA

Box 392, Göteborg 1, Sweden

Tel. 23 54 60

Cables: Penta